

**6mm Pin pole adapter
SB190**

Thank you for selecting the TOPCON instrument.


OUTLINE






This adaptor is for Slide Pole PP2 for 360° prism, and used as the handle. There is a W5/8 inch screw hole at the top.


PRECAUTIONS FOR SAFE OPERATION

For the safe use of the product and prevention of injury to operators and other persons as well as prevention of property damage, items which should be observed are indicated by an exclamation point within a triangle used with **WARNING** and **CAUTION** statements in this instruction manual. The definitions of the indications are listed below. Be sure you understand them before reading the manual's main text.

Definition of Indication

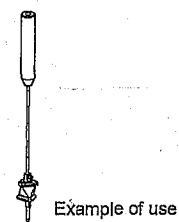
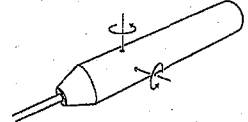
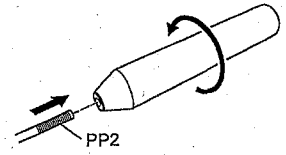
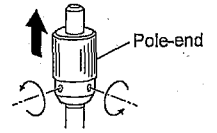
	CAUTION Ignoring this indication and making an operation error could possibly result in personal injury or property damage.
---	--

-  This symbol indicates items which are prohibited. Specific details are printed in or near the symbol.
-  This symbol indicates items which must always be performed. Specific details are printed in or near the symbol.
-  **Caution**
-  Do not carry the pole with the tip pointed at other persons. A person could be injured if struck by the shoe.
-  Keep hands and feet away from the tip of the pole when fixing the pole in the ground. A hand or foot stab wound could result.

 For exceptions from responsibility, see the Operator's manual of the paired instrument.

ATTACHING

- 1 Detach the pole-end which is the upper part of the slide pole PP2 by loosening the 2 fixing screws on it.
- 2 Install the PPS into the screw hole of the SB190 and tighten it.
- 3 Tighten the 2 fixing screws on the SB190 using the hexagonal wrench provided.



STANDARD PACKAGE COMPONENTS

Upon opening, make sure that all the followings are included.

- 1) SB190..... 1
- 2) Hexagonal wrench..... 1

SPECIFICATIONS

Dimension : $\phi 32 \times 200$ (mm)
Weight : about 350g

TOPCON CORPORATION

75-1 Hasunuma-cho, Itabashi-ku, Tokyo 174-8580, Japan <http://www.topcon.co.jp>
Please see the attached address list or the following website for contact addresses.
GLOBAL GATEWAY <http://global.topcon.com/>